



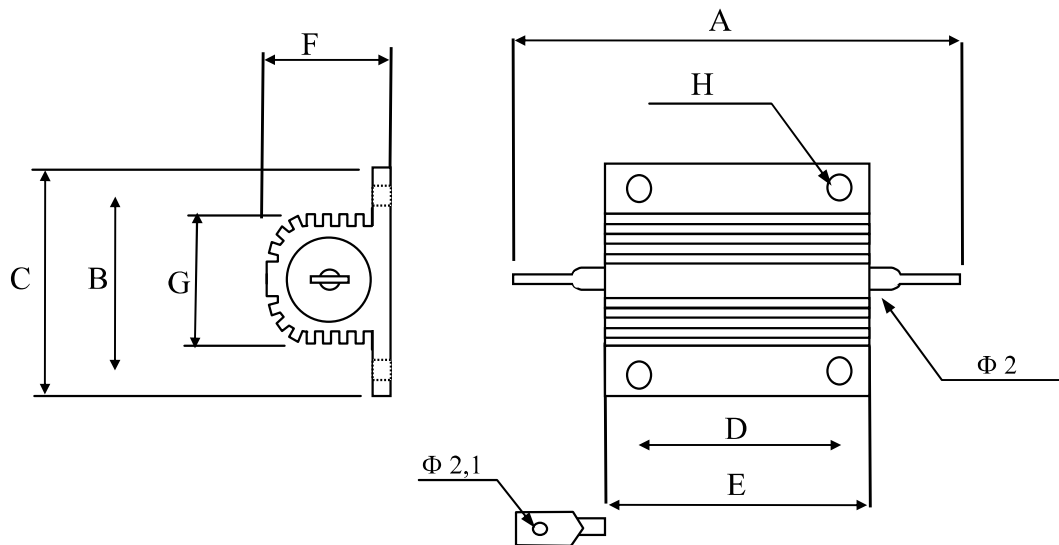
N. 590810

foglio 1 di 2

DATA SHEET

Approval Walter Cerutti
Verified Mauro Pellegatta
Revision 0 16/11/99

Emission DT 16/11/99

ALUMINIUM HOUSED POWER WIREWOUND RESISTORS
STYLE RHS75 – RHS100 – RHS150

DIMENSIONS

STYLE	A±1,5	B±0,3	C±0,5	D±0,3	E±0,5	F max	G±1	H±0,25	weight
RHS75	70	37	48	29	48,5	26	27	4,4	85 g
RHS100	87	37	48	35	65	26	27	4,4	115 g
RHS150	121	37	48	58	97,5	26	27	4,4	175 g

1. FEATURES

The style RHS is a range of high quality, high stability aluminium housed power wirewound resistors designed for direct heat sink attachment. These resistors must be mounted on standard heat sink or on similar heat sink of correct thermal resistance for the power being dissipated. This style represent the completion of the series of resistors illustrate in the Data Sheet 590800

2. ELECTRICAL CHARACTERISTICS

SIR STYLE	RHS 75	RHS 100	RHS 150
Power rating (mounted on standard heat sink)	75 W	100 W	150 W
Standard heat sink (thickness mm 3)	995 cm ²	995 cm ²	995 cm ²
Power rating (without heat sink)	45 W	50 W	55 W
Resistance range	0,1Ω 50 kΩ	0,1 Ω 70 kΩ	0,1Ω 100 kΩ
Resistance tolerance	Standard ± 5% - Also available ±1%, ±2%, ±3%		
Max working voltage	1400 V	1900 V	2500 V
Coefficient of temperature ppm/°C	Above 50 Ω = 25 ppm/°C 1Ω 50Ω = 50ppm/°C		
Isolation resistance @ 1000 Vdc	≥ 10.000 MΩ		
Dielectric strength @ 50 Hz for 1min.	5000 Vrms	5000 Vrms	5000 Vrms

S.I.R. Società Italiana Resistor
I 21053 Castellanza - Via Isonzo 13
Tel.0331.504.828 - Fax 0331.504.565



N. 590810

foglio 2 di 2

DATA SHEET

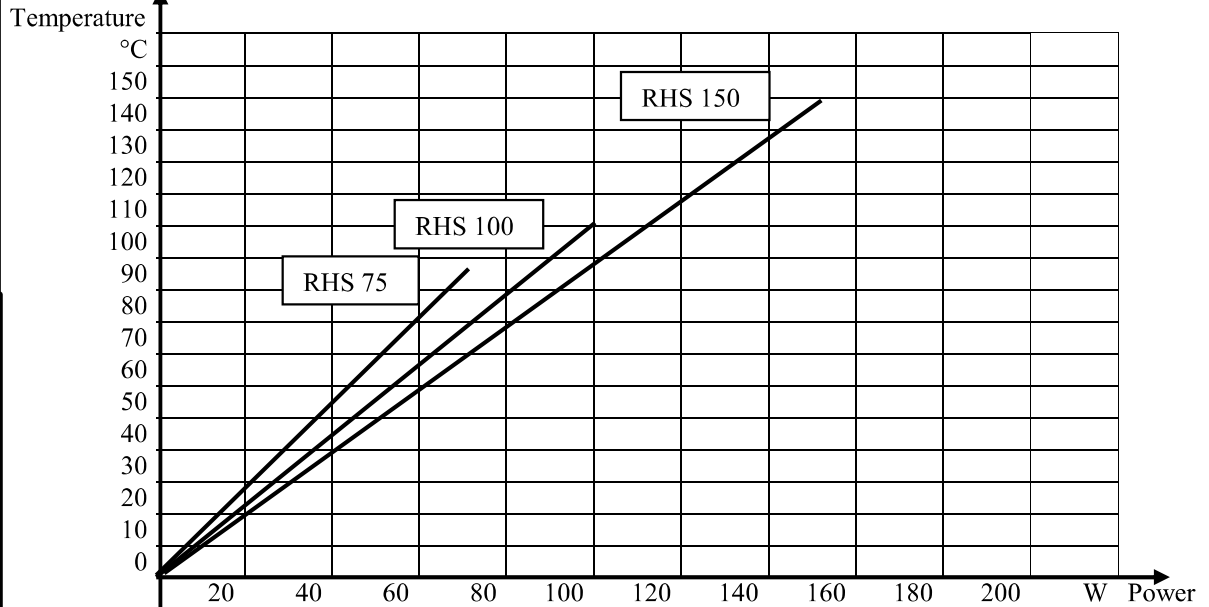
Approval Walter Cerutti
Verified Mauro Pellegatta
Revision 0 16/11/99

Emission DT 16/11/99

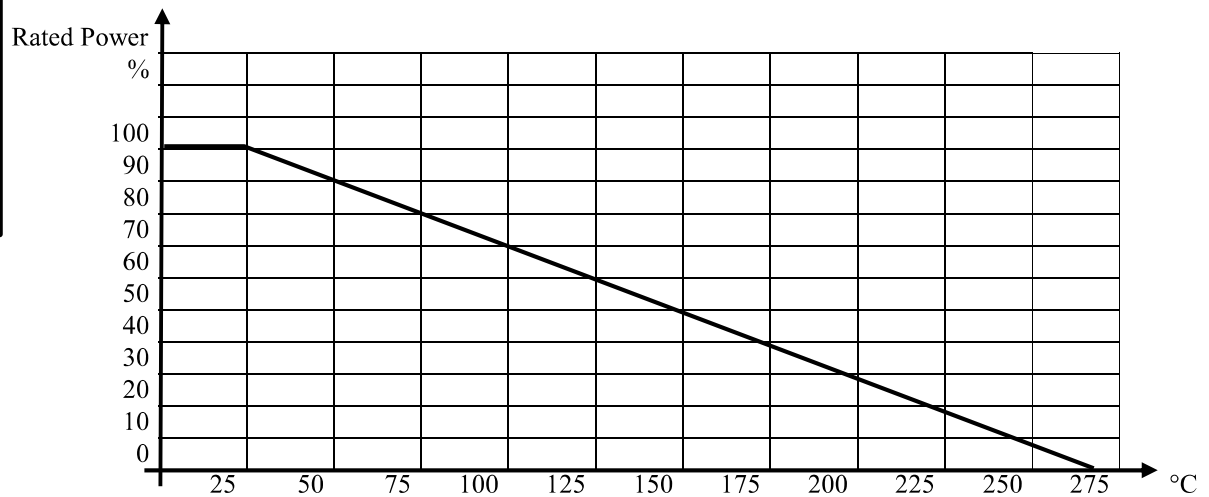
ALUMINIUM HOUSED POWER WIREWOUND RESISTORS STYLE RHS75 – RHS100 – RHS150

3. Surface temperature of resistor related to power dissipation

The resistor is standard heat sink mounted using a suitable heatsink compound



4. Power rating related to ambient temperature



5. Non inductive resistor Style RHSN

This type of resistors is also available in the non-inductive version identified by adding the letter N after the RHS identifications (e.g. RHSN 75 RHS 10).

In this case the maximum resistance value will be $\frac{1}{4}$ of the standard and the maximum working voltage must be reduced of 1,42 times

S.I.R. Società Italiana Resistor
I 21053 Castellanza - Via Isonzo 13
Tel.0331.504.828 - Fax 0331.504.565

